

### Features

- Three spray functions.
- Button activated flow rate of 1.5 gal/min (5.7 l/min) to 2.0 gal/min (7.6 l/min).
- MasterClean™ sprayface features an easy-to-clean surface that withstands mineral buildup.
- Air-induction technology maximizes the air/water mix for a powerful, even flow.
- 3-9/16" (90 mm) diameter sprayface.
- Includes check valve for backflow prevention.
- Earns Water Efficiency points in the LEED Green Building Rating System™ for 1.75 gal/min (6.6 l/min).

### Installation

- G 1/2 - 14 inlet connection.

### Required Products/Accessories

K-8593 72" Shower Hose

or

K-9514 60" Shower Hose

or

K-45981 72" ribbon hose

or

K-45982 60" ribbon hose

### Recommended Products/Accessories

K-23723 Faucet cleaner



OBC

### Codes/Standards

ASME A112.18.1/CSA B125.1

EPA WaterSense®

OBC



### KOHLER® Faucet Lifetime Limited Warranty

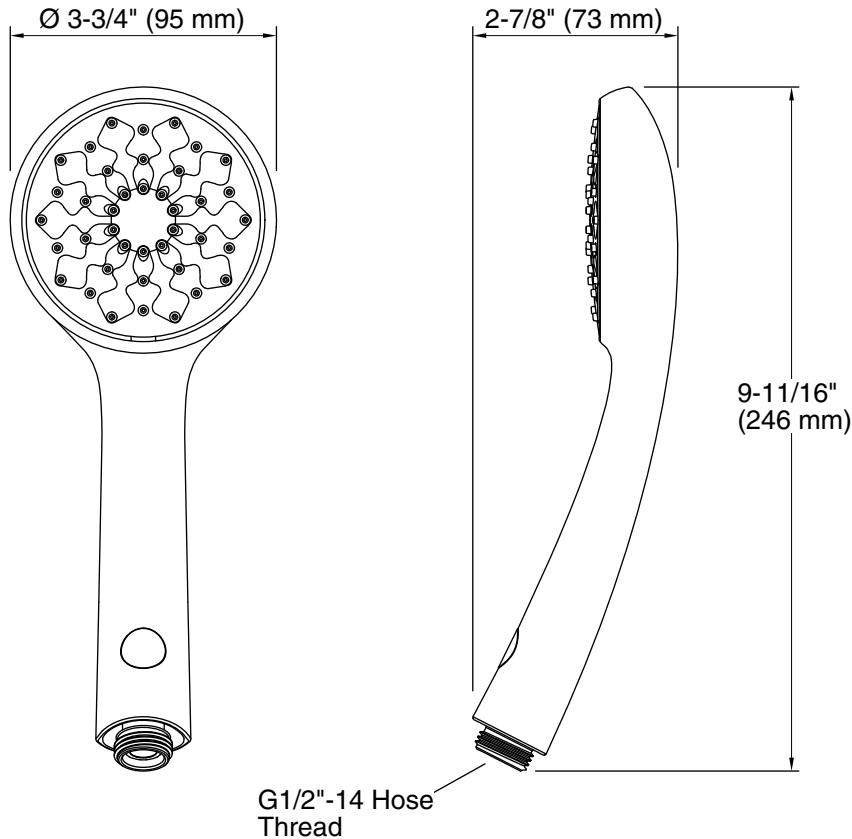
See website for detailed warranty information.

### Available Colors/Finishes

*Color tiles intended for reference only.*

#### Color Code Description

	CP	Polished Chrome
	BN	Vibrant® Brushed Nickel



### Technical Information

All product dimensions are nominal.

#### Handshower:

Rated maximum flow: 2 gal/min (7.6 l/min)

### Notes

Install this product according to the installation guide.

Plumbing codes require approved backflow prevention devices to be installed in-line to handshowers. Please consult with local plumbing officials.

**NOTICE:** Choose an automatic compensating valve with the appropriate minimum flow rating to ensure your valve will provide safety at the lowest flow rates. For a handshower rated at 1.5 gal/min (5.7 l/min) maximum, use with an automatic compensating valve rated at 1.2 gal/min (4.5 l/min) or less.

OBC compliant when installed to the specific requirements of these regulations.